

General Information

HLV-300 Series

Paddle Type Level Switches



HITROL CO., LTD.



General

This bin Leveler Model HLV-300 has been developed for energy saving with plastic molding or injection machines, extruders, also for built-in purpose in

such instruments as grain processing machines.

This is really the smallest, lightest-weight and lowest possible price.

Operating Principle

The line voltage impression to the bin leveler installed on the hopper starts the revolving action of the spindle and paddle connected to the small motor and the motor shaft.

When the powder level inside the tank reaches the position of the paddle is intercepted to make the motor main unit self-rotate around the spindle shaft and

the micro switch is operated by the pin attached to the motor while externally transmitting the alarm signals it stops the rotation of the motor.

The falling powder level resets the position of the motor with the spring power also resetting the micro-switch to start the revolving movement.

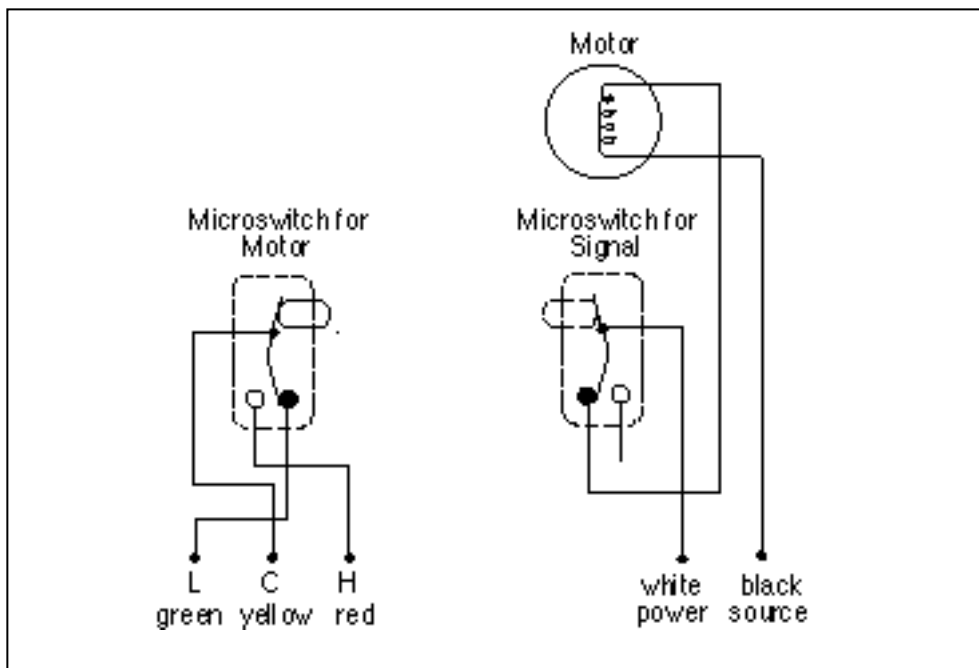
Specifications

Power Source	AC 110 V / AC 220 V, 60 Hz
Power Consumption	1 VA 15 A
Contact Capacity	AC 250 V, 15 A Resistance Load
Static Torque	Variable from 0.3 to 0.6 kg-cm
Number of Rotations	1 1/4 RPM
Diameter of the Shaft	Ø10
Ambient Temperature	-10 to + 50
Operating Temp.	up to 180
Cable Gland	2-PF 1/2 (F)
Quality of the Material of the Main Body	MC
Color	Gray
Mounting Connection	PF 1 "
Length	150 mm / 300 mm
Power Source	A.C. 110 or 220 V 60 Hz
Paddle	60 mm x 30 mm

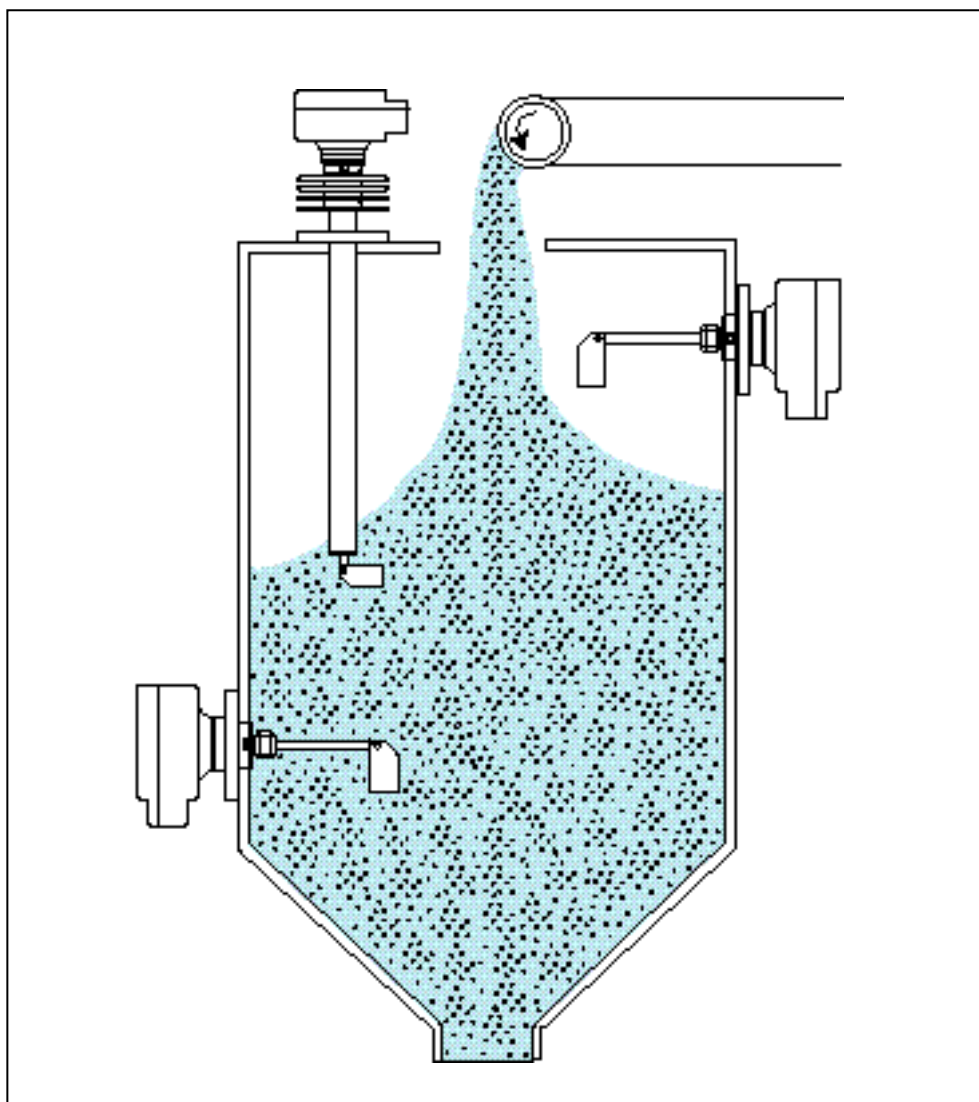
Features

- * Torque adjustment can be easily made. (0.5 kg-cm at the time of shipment, variable from 0.3 to 0.6 kg-cm) All you have to do is take off the cover and change the position of the spring.
- * With motor protection (Slip 1.2 to 1.5 kg-cm)
Newly developed slip mechanism is employed and slip would protect the motor even when over pressure is given to the paddle.
- * Easy check up
Each part of the instrument is checked up while keeping the unit is installed.
- * Flange 6t (KS. JIS ANSI. DIN)
- * Shaft extension length
- * Sleeve extension length

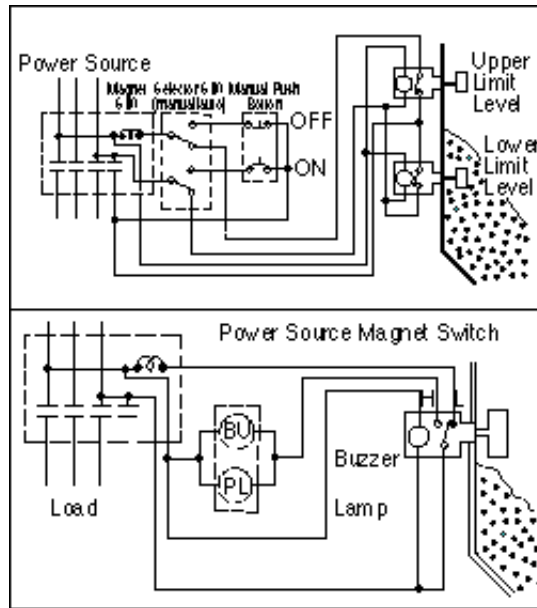
Connection
Diagram



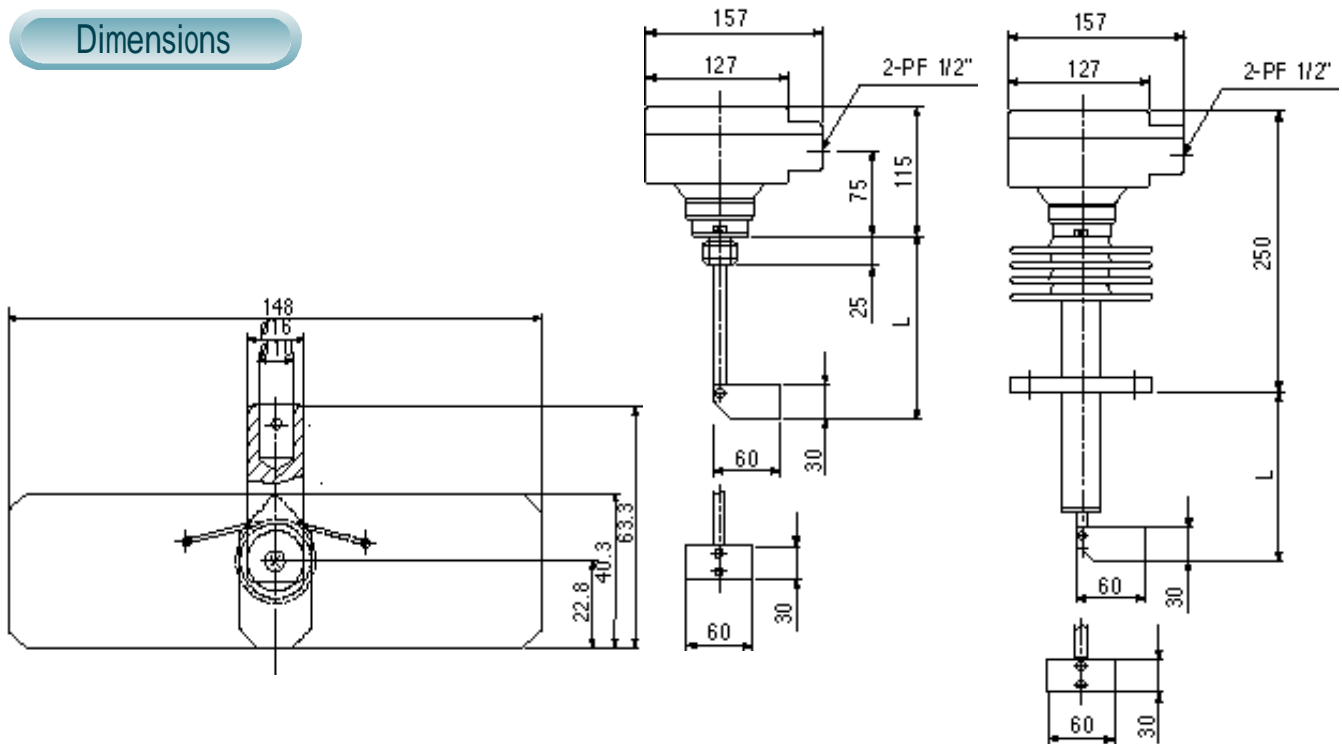
Installation
Method



Wiring



Dimensions



HITROL HITROL CO., LTD.

HEAD OFFICE · FACTORY · R & D INSTITUTE
 62-182 BONGILCHEON-RI CHORI-MYUN
 PAJU CITY KYUNGGI-DO KOREA
TEL : (031) 943-0875-7
FAX : (031) 943-0878, 5600
<http://www.hitrol.co.kr> hitrol@hitrol.co.kr